

 [www.pyramidbasket.com](http://www.pyramidbasket.com)

 **INDIA MADE**



**Deals in** 

---

  
Modular Kitchen Accessories & Architectural  
Hardware Fittings



Welcome & Enjoy  
the heart of your  
**HOME** with  
Beautiful  
**KITCHEN**





# PRODUCT INDEX

**GIO** **06**  
 Series (5mm M Basket) **PAGE**

**FOZZY** **12**  
 Series (6mm C Basket) **PAGE**

**DOZER** **16**  
 Series (Folding Basket) **PAGE**

**FROSTY** **20**  
 Series (Perforated Basket) **PAGE**

**RAIZZA** **24**  
 Series (Fully Perforated Basket) **PAGE**

**CORNER** **28**  
 Wire **PAGE**

**BIG** **30**  
 Units **PAGE**

**KITCHEN** **32**  
 Accessories **PAGE**

**TANDEM** **36**  
 Box Slim **PAGE**

**CORNER** **38**  
 Universal & S Corners **PAGE**

**PANTRY** **39**  
 Unit & Glass Pullout **PAGE**

**DUST** **40**  
 Bins **PAGE**

Create the  
**KITCHEN**  
 of your  
 Beautiful  
**DESIRE**

## AN OVERVIEW

"PYRAMID" is the brand with value for quality and value for aesthetic. The brand developed by the owner to inserted as the widest experienced. In the field of Modular Kitchen hardware Products. The experience and passion for work has been transmitted into the quality product called "Pyramid kitchen".

To search for new facility to be incorporated in the kitchen hardware products and never compromising attitude of the owner and the entire staff of the company has made "PYRAMID" the most desired brand all over India. the innovative design and correctly mixed from nickel-chrome plating gives "PYRAMID" kitchen basket & hardware products the really shining look.

The most comfortable design and even more attractive look of "PYRAMID" kitchen hardware products has been applauded whole approach India. Whole above acts with even reasonable pricing of the "PYRAMID" has helped each a lots to spread all over India in a very short span of time.



**TANDEM** **41**  
 Accessories **PAGE**

**HINGES** **42**  
 Auto Close **PAGE**

**BED** **44**  
 Lifter **PAGE**

**TELESCOPIC** **45**  
 Channel **PAGE**

**PROFILE** **46**  
 Handle **PAGE**

**CABINET** **50**  
 Handle **PAGE**





**KITCHEN**  
 that are  
**TIMELESS**



**PLAIN BASKET**

SIZE IN INCH

W 15, 17, 19, 21"

D 20, 22, 24"

H 4, 6, 8"

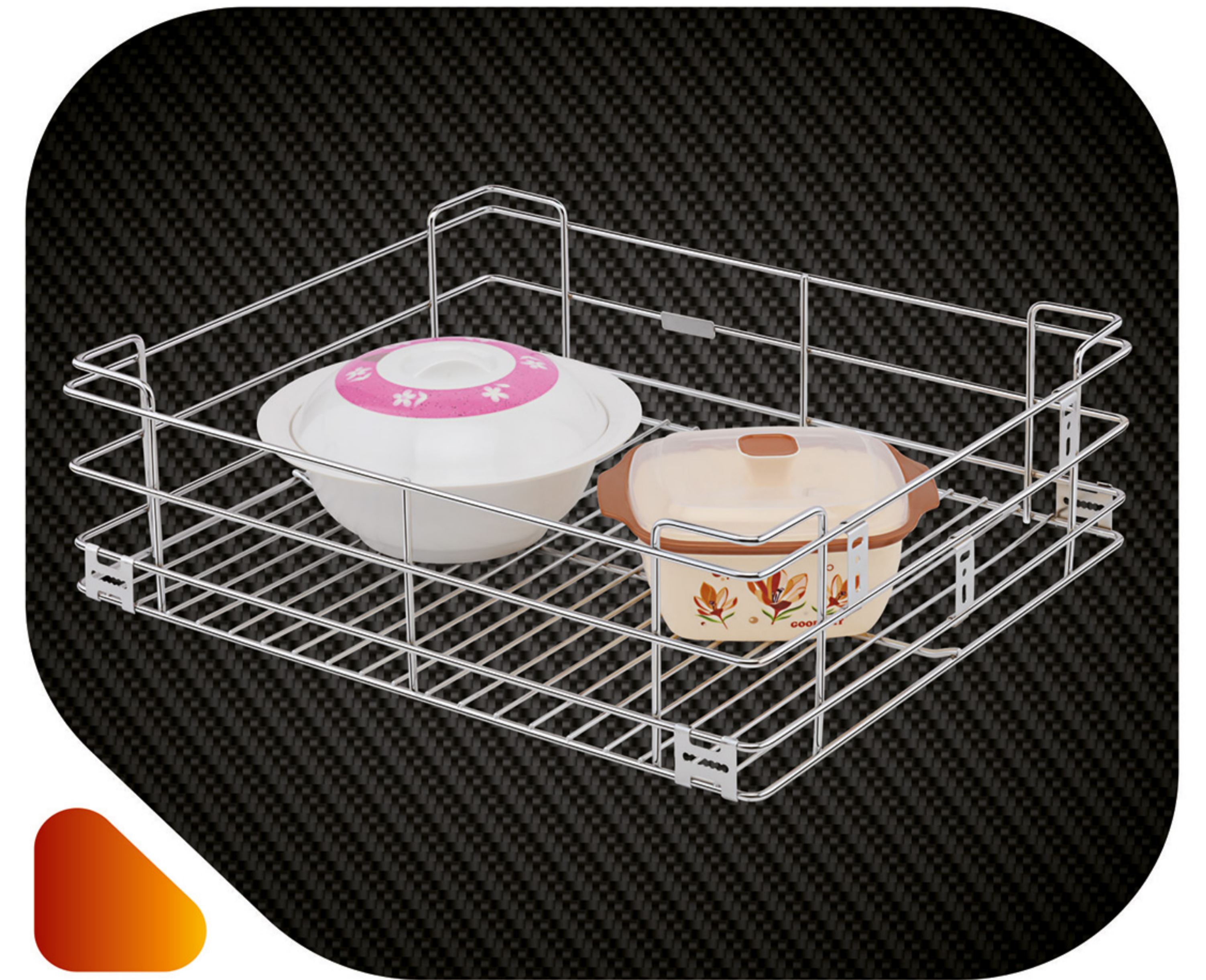


SIZE IN MM

W 381, 432, 483, 533

D 508, 559, 610

H 102, 152, 203



**CUP & SAUCER BASKET**

SIZE IN INCH

W 15, 17, 19, 21"

D 20, 22, 24"

H 4"

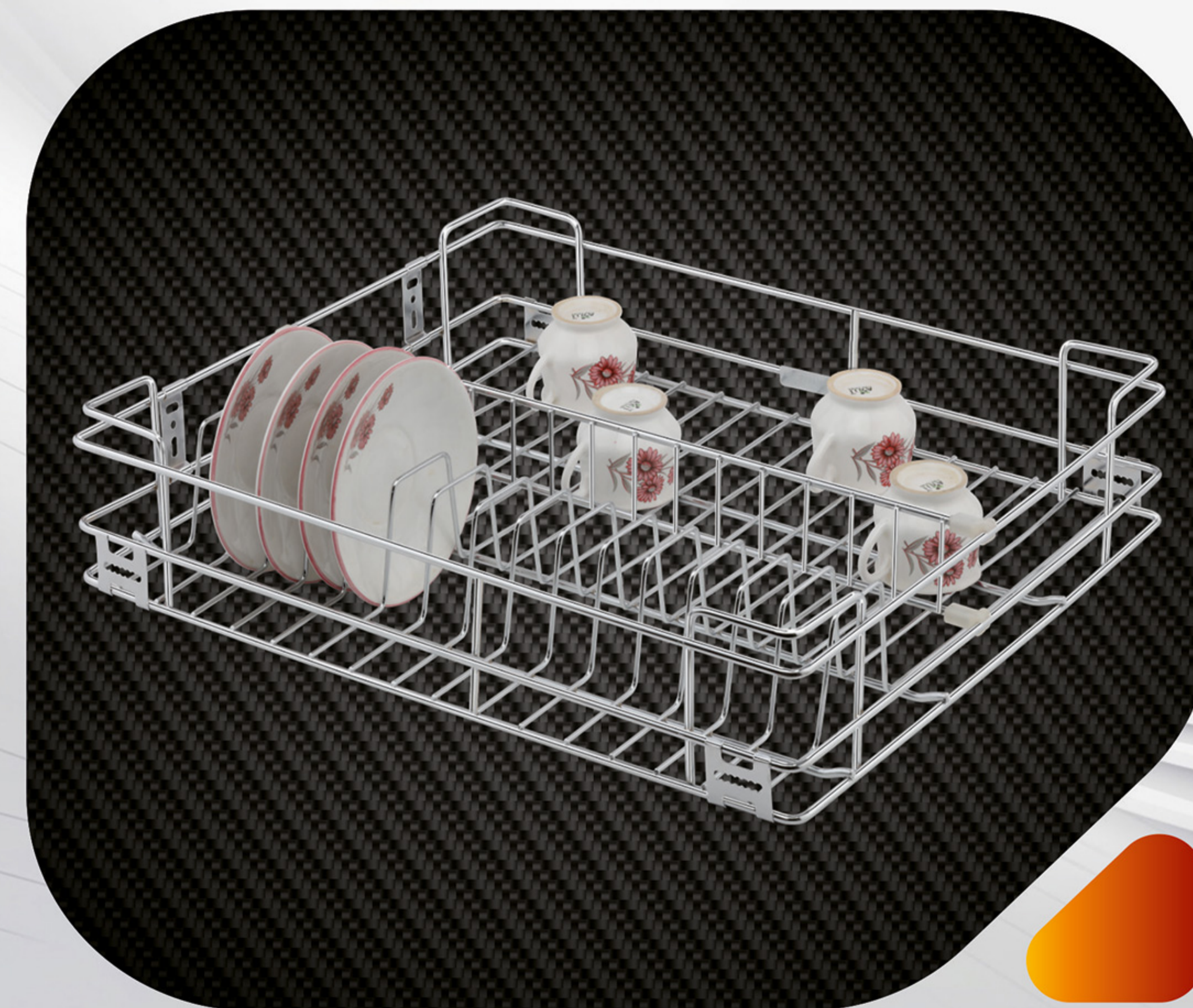


SIZE IN MM

W 381, 432, 483, 533

D 508, 559, 610

H 102





**PARTITION BASKET**

SIZE IN INCH

W 15, 17, 19, 21"

D 20, 22, 24"

H 4, 6, 8"

SIZE IN MM

W 381, 432, 483, 533

D 508, 559, 610

H 102, 152, 203



**PLATE BASKET**

SIZE IN INCH

W 15, 17, 19, 21"

D 20, 22, 24"



H 6"

SIZE IN MM

W 381, 432, 483, 533

D 508, 559, 610

H 152



**CUTLERY BASKET**

SIZE IN INCH

W 15, 17, 19, 21"

D 20, 22, 24"

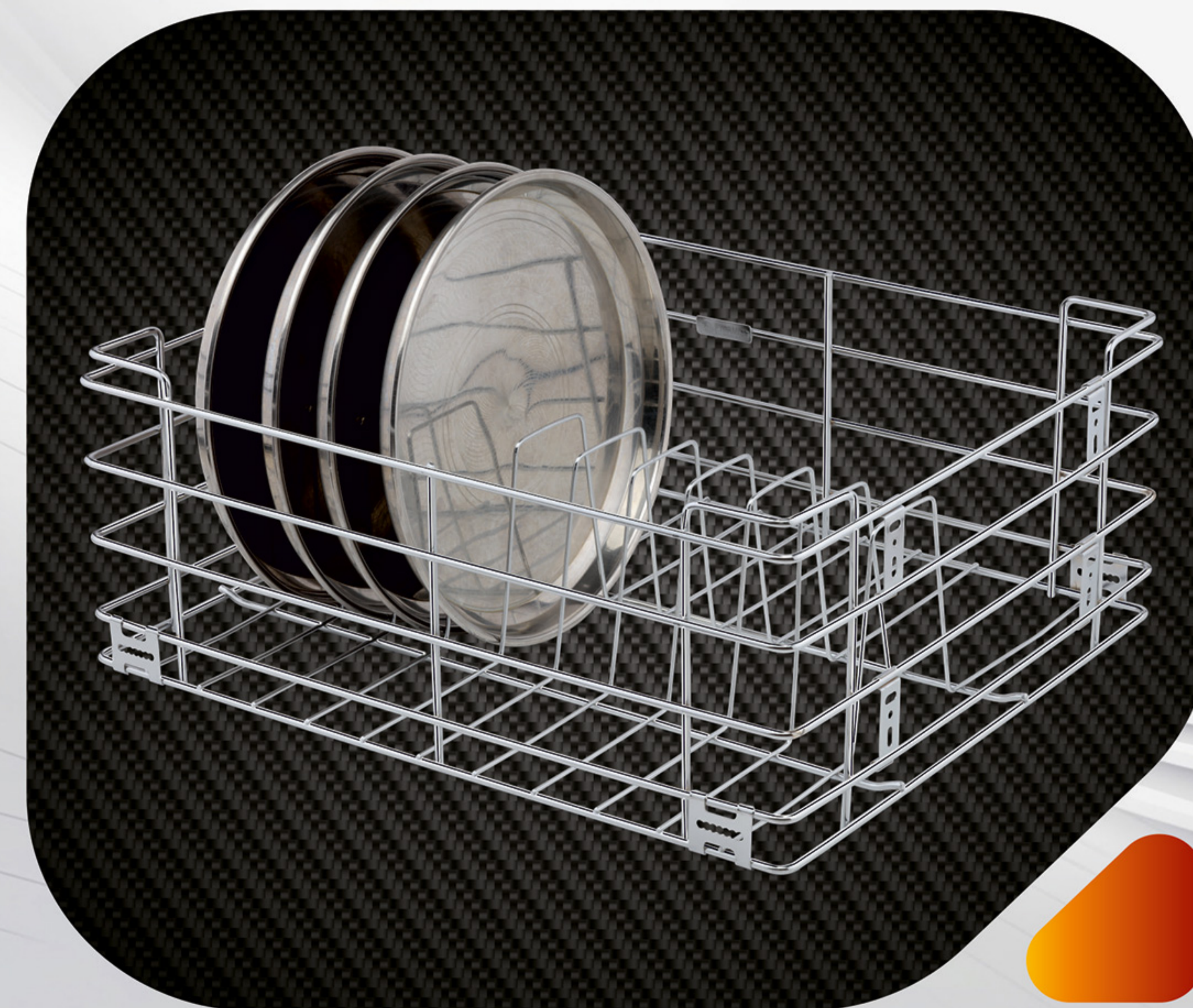
H 4"

SIZE IN MM

W 381, 432, 483, 533

D 508, 559, 610

H 102



**THALI BASKET**

SIZE IN INCH

W 15, 17, 19, 21"

D 20, 22, 24"

H 8"

SIZE IN MM

W 381, 432, 483, 533

D 508, 559, 610

H 203



**BOTTLE BASKET**

SIZE IN INCH

W 15, 17, 19, 21"

D 20, 22, 24"

H 6"

SIZE IN MM

W 381, 432, 483, 533

D 508, 559, 610

H 152



**DOUBLE PULLOUT BASKET**

SIZE IN INCH

W 4, 6, 8, 10" 12"

D 20, 22, 24"

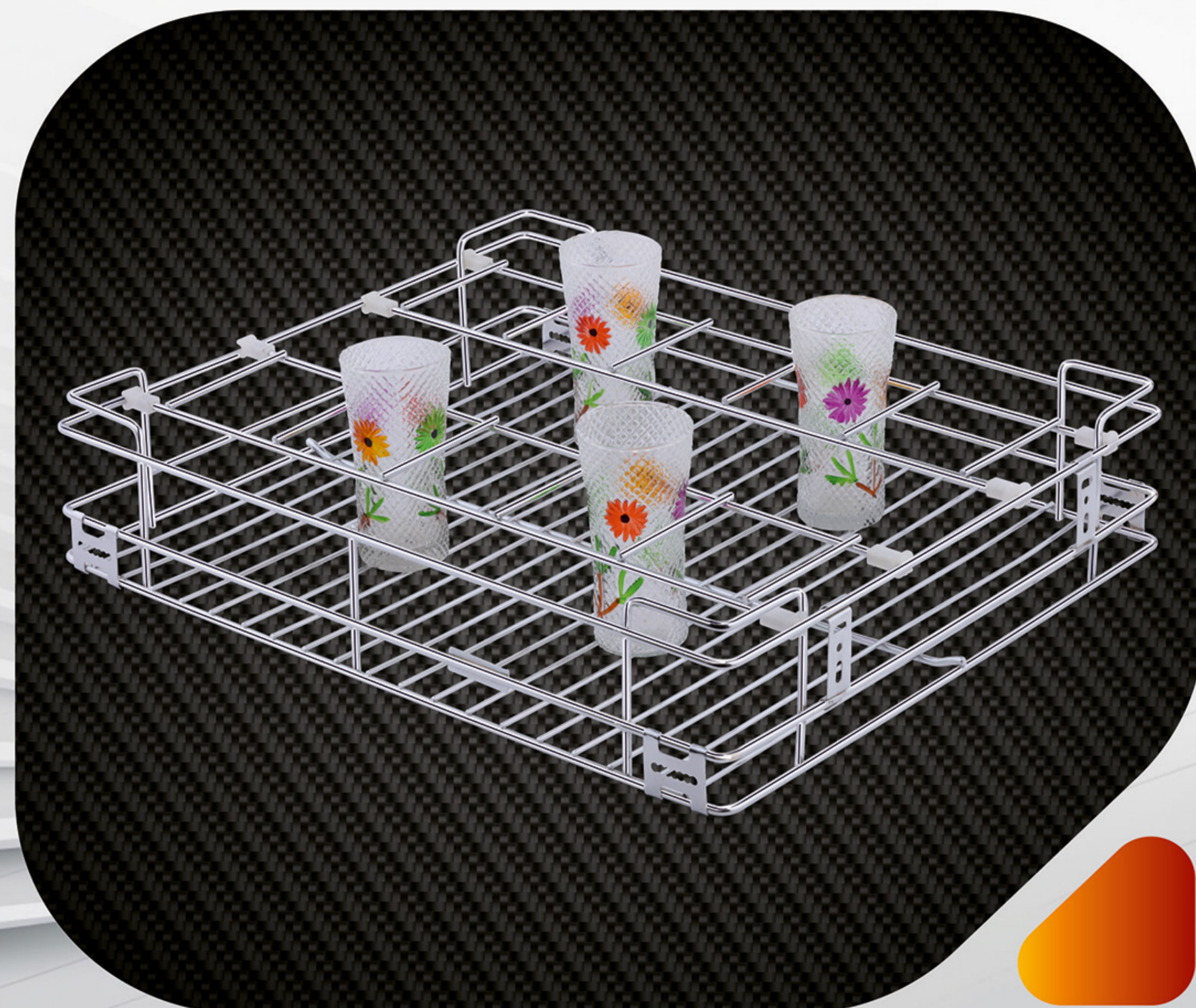
H 17"

SIZE IN MM

W 102, 152, 203, 254, 305

D 508, 559, 610

H 432



**GLASS BASKET**

SIZE IN INCH

W 15, 17, 19, 21"

D 20, 22, 24"

H 4"

SIZE IN MM

W 381, 432, 483, 533

D 508, 559, 610

H 102



**TRIPLE PULLOUT BASKET**

SIZE IN INCH

W 4, 6, 8, 10, 12"

D 20, 22, 24"

H 21"

SIZE IN MM


W 102, 152, 203, 254, 305

D 508, 559, 610

H 533



**FOZZY**  
 Series (6mm C Basket)



**PLAIN**  
**BASKET**

SIZE IN INCH	SIZE IN MM
W 15, 17, 19, 21"	W 381, 432, 483, 533
D 20, 22, 24"	D 508, 559, 610
H 4, 6, 8"	H 102, 152, 203

**CUP & SAUCER**  
**BASKET**

SIZE IN INCH	SIZE IN MM
W 15, 17, 19, 21"	W 381, 432, 483, 533
D 20, 22, 24"	D 508, 559, 610
H 4"	H 102




**PARTITION**  
**BASKET**

SIZE IN INCH	SIZE IN MM
W 15, 17, 19, 21"	W 381, 432, 483, 533
D 20, 22, 24"	D 508, 559, 610
H 4, 6, 8"	H 102, 152, 203







**CUTLERY BASKET**

	<b>SIZE IN INCH</b>	<b>SIZE IN MM</b>
	W 15, 17, 19, 21"	W 381, 432, 483, 533
	D 20, 22, 24"	D 508, 559, 610
	H 4"	H 102



**VEGETABLE BASKET**

	<b>SIZE IN INCH</b>	<b>SIZE IN MM</b>
	W 15, 17, 19, 21"	W 381, 432, 483, 533
	D 20"	D 508
	H 6"	H 152

**PLATE & TRAY BASKET**

	<b>SIZE IN INCH</b>	<b>SIZE IN MM</b>
	W 15, 17, 19, 21"	W 381, 432, 483, 533
	D 20, 22, 24"	D 508, 559, 610
	H 6, 8"	H 152, 203



**PERFORATED PREMIUM BOX BASKET**

	<b>SIZE IN INCH</b>	<b>SIZE IN MM</b>
	W 15, 17, 19, 21"	W 381, 432, 483, 533
	D 20"	D 508
	H 4"	H 102



**BOTTLE BASKET**

	<b>SIZE IN INCH</b>	<b>SIZE IN MM</b>
	W 15, 17, 19, 21"	W 381, 432, 483, 533
	D 20, 22, 24"	D 508, 559, 610
	H 6"	H 152




**DOUBLE PULLOUT BASKET**

	<b>SIZE IN INCH</b>	<b>SIZE IN MM</b>
	W 4, 6, 8, 10, 12"	W 102, 152, 203, 254, 305
	D 20, 22, 24"	D 508, 559, 610
	H 17"	H 432

**GLASS BASKET**

	<b>SIZE IN INCH</b>	<b>SIZE IN MM</b>
	W 15, 17, 19, 21"	W 381, 432, 483, 533
	D 20, 22, 24"	D 508, 559, 610
	H 4"	H 102



**TRIPLE PULLOUT BASKET**

	<b>SIZE IN INCH</b>	<b>SIZE IN MM</b>
	W 4, 6, 8, 10, 12"	W 102, 152, 203, 254, 305
	D 20, 22, 24"	D 508, 559, 610
	H 21"	H 533









Make your  
**KITCHEN**  
More  
**USE FULL**



**DOZER**  
Series (Folding Basket)



**DOZER** Series (Folding Basket)




**PLAIN**  
BASKET (FOLDING)

SIZE IN INCH	SIZE IN MM
W 15, 17, 19, 21"	W 381, 432, 483, 533
D 20, 22, 24"	D 508, 559, 610
H 4"	H 102

**PLAIN**  
BASKET (FOLDING)

SIZE IN INCH	SIZE IN MM
W 15, 17, 19, 21"	W 381, 432, 483, 533
D 20, 22, 24"	D 508, 559, 610
H 6"	H 152




**PLAIN**  
BASKET (FOLDING)

SIZE IN INCH	SIZE IN MM
W 15, 17, 19, 21"	W 381, 432, 483, 533
D 20, 22, 24"	D 508, 559, 610
H 8"	H 203







**PERFORATED CUTLERY BASKET (FOLDING)**

SIZE IN INCH    SIZE IN MM

W 15, 17, 19, 21"	W 381, 432, 483, 533
D 20, 22, 24"	D 508, 559, 610
H 4"	H 102

SIZE IN INCH    SIZE IN MM

W 15, 17, 19, 21"	W 381, 432, 483, 533
D 20, 22, 24"	D 508, 559, 610
H 4"	H 102



**PLATE & THALI BASKET (FOLDING)**

SIZE IN INCH    SIZE IN MM



W 15, 17, 19, 21"	W 381, 432, 483, 533
D 20, 22, 24"	D 508, 559, 610
H 6, 8"	H 152, 203



**REMOVABLE BASKET (FOLDING)**

SIZE IN INCH    SIZE IN MM

W 15, 17, 19, 21"	W 381, 432, 483, 533
D 20, 22, 24"	D 508, 559, 610
H 2"	H 50



**THALI PARTITION (LOOSE)**

SIZE IN INCH

D 20, 22"
-----------

**CUP PARTITION (LOOSE)**

SIZE IN INCH

D 20, 22"
-----------



**TWO SHELF PULLOUT (FOLDING)**

SIZE IN INCH    SIZE IN MM

W 4, 6, 8, 10, 12"	W 102, 152, 203, 254, 305
D 20, 22, 24"	D 508, 559, 610
H 17"	H 432

**THREE SHELF PULLOUT (FOLDING)**

SIZE IN INCH    SIZE IN MM

W 4, 6, 8, 10, 12"	W 102, 152, 203, 254, 305
D 20, 22, 24"	D 508, 559, 610
H 21"	H 533





**FROSTY**  
 Series (Perforated Basket)

Prefer  
**DURABILITY**  
 over  
**LOOKS**



**FROSTY** Series (Perforated Basket)

**PLAIN BASKET**  
 (PERFORATED)

SIZE IN INCH

W 15, 17, 19, 21"

D 20, 22, 24"

H 4, 6, 8"

SIZE IN MM

W 381, 432, 483, 533

D 508, 559, 610

H 102, 152, 203



**CUP & SAUCER BASKET**  
 (PERFORATED)

SIZE IN INCH

W 15, 17, 19, 21"

D 20, 22, 24"

H 4"

SIZE IN MM

W 381, 432, 483, 533

D 508, 559, 610

H 102







**PARTITION BASKET (PERFORATED)**



SIZE IN INCH	SIZE IN MM
W 15, 17, 19, 21"	W 381, 432, 483, 533
D 20, 22, 24"	D 508, 559, 610
H 4, 6, 8"	H 102, 152, 203




**GLASS & BOTTLE BASKET (PERFORATED)**



SIZE IN INCH	SIZE IN MM
W 15, 17, 19, 21"	W 381, 432, 483, 533
D 20, 22, 24"	D 508, 559, 610
H 4, 6"	H 102, 152

**CUTLERY BASKET (PERFORATED)**

SIZE IN INCH	SIZE IN MM
W 15, 17, 19, 21"	W 381, 432, 483, 533
D 20, 22, 24"	D 508, 559, 610
H 4"	H 102



**DOUBLE PULLOUT BASKET (PERFORATED)**

SIZE IN INCH	SIZE IN MM
W 4, 6, 8, 10, 12"	W 102, 152, 203, 254, 305
D 20, 22, 24"	D 508, 559, 610
H 17"	H 432



**PLATE & THALI BASKET (PERFORATED)**



SIZE IN INCH	SIZE IN MM
W 15, 17, 19, 21"	W 381, 432, 483, 533
D 20, 22, 24"	D 508, 559, 610
H 6, 8"	H 152, 203




**TRIPLE PULLOUT BASKET (PERFORATED)**



SIZE IN INCH	SIZE IN MM
W 4, 6, 8, 10, 12"	W 102, 152, 203, 254, 305
D 20, 22, 24"	D 508, 559, 610
H 21"	H 533



**RAIZZA**  
 Series (Fully Perforated Basket)



Think  
**KITCHEN**  
 Think  
**PYRAMID**

**RAIZZA** Series (Fully Perforated Basket)





**PLAIN BASKET**  
 (FULLY PERFORATED)

SIZE IN INCH	SIZE IN MM
W 15, 17, 19, 21"	W 381, 432, 483, 533
D 20, 22, 24"	D 508, 559, 610
H 4, 6, 8"	H 102, 152, 203

**CUP & SAUCER**  
 BASKET  
 (FULLY PERFORATED)

SIZE IN INCH	SIZE IN MM
W 15, 17, 19, 21"	W 381, 432, 483, 533
D 20, 22, 24"	D 508, 559, 610
H 4"	H 102



**PARTITION**  
 BASKET  
 (FULLY PERFORATED)


SIZE IN INCH	SIZE IN MM
W 15, 17, 19, 21"	W 381, 432, 483, 533
D 20, 22, 24"	D 508, 559, 610
H 4, 6, 8"	H 102, 152, 203





**CUTLERY BASKET**  
 (FULLY PERFORATED)

SIZE IN INCH	SIZE IN MM
W 15, 17, 19, 21"	W 381, 432, 483, 533
D 20, 22, 24"	D 508, 559, 610
H 4"	H 102



**GLASS BASKET**  
 (FULLY PERFORATED)

SIZE IN INCH	SIZE IN MM
W 15, 17, 19, 21"	W 381, 432, 483, 533
D 20, 22, 24"	D 508, 559, 610
H 4"	H 102

**PLATE & THALI**  
 BASKET (FULLY PERFORATED)

SIZE IN INCH	SIZE IN MM
W 15, 17, 19, 21"	W 381, 432, 483, 533
D 20, 22, 24"	D 508, 559, 610
H 6, 8"	H 152, 203



**TWO SHELF PULLOUT**  
 (FULLY PERFORATED)

SIZE IN INCH	SIZE IN MM
W 4, 6, 8, 10, 12"	W 102, 152, 203, 254, 305
D 20, 22, 24"	D 508, 559, 610
H 17"	H 432



**BOTTLE BASKET**  
 (FULLY PERFORATED)

SIZE IN INCH	SIZE IN MM
W 15, 17, 19, 21"	W 381, 432, 483, 533
D 20, 22, 24"	D 508, 559, 610
H 6"	H 152




**THREE SHELF PULLOUT**  
 (FULLY PERFORATED)

SIZE IN INCH	SIZE IN MM
W 4, 6, 8, 10, 12"	W 102, 152, 203, 254, 305
D 20, 22, 24"	D 508, 559, 610
H 21"	H 533



Find  
**YOUR**  
 Perfect  
**MATCH**



**CORNER**  
 SINGLE



SIZE IN INCH	SIZE IN MM
W 9"	W 288
D 9*"	D 288
H 7"	H 177

**CORNER**  
 DOUBLE

SIZE IN INCH	SIZE IN MM
W 9"	W 288
D 9*"	D 288
H 17"	H 431



**CORNER**  
 TRIPLE



SIZE IN INCH	SIZE IN MM
W 9"	W 288
D 9*"	D 288
H 27"	H 684





Find the  
**WAY**  
 to your  
**KITCHEN**



**"D" TRAY UNIT**

	<b>SIZE IN INCH</b>	<b>SIZE IN MM</b>
	DIA 20", 24", 28"	DIA 508, 610, 711
	H 25"	H 635

- (1) Mounting Pole 25" (6" adjustable height)
- (2) Base and Top Mounting Bushes
- (3) 180 Tray - 2 pcs.



**FULL ROUND UNIT**

<b>SIZE IN INCH</b>	<b>SIZE IN MM</b>	
DIA 20", 24", 28"	DIA 508, 610, 711	
H 25"	H 635	

- (1) Mounting Pole 25" (6" adjustable height)
- (2) Base and Top Mounting Bushes
- (3) 360 Tray - 2 pcs.



**CAROUSAL UNIT**

	<b>SIZE IN INCH</b>	<b>SIZE IN MM</b>
	DIA 20", 24", 28"	DIA 508, 610, 711
	H 25"	H 635

- (1) Mounting Pole 25" (6" adjustable height)
- (2) Base and Top Mounting Bushes
- (3) 270 Tray - 2 pcs.





Make  
**SPACE**  
 for each  
**MOMENT**



**SINGLE**  
 HANGING BASKET



SIZE IN INCH

W 12, 15, 18"

D 6, 8"

H 10.5"

SIZE IN MM

W 305, 381, 457

D 152, 203

H 267



**DOUBLE**  
 HANGING BASKET

SIZE IN INCH

W 12, 15, 18"

D 6, 8"

H 18"

SIZE IN MM

W 305, 381, 457

D 152, 203

H 457



**M. P. SINGLE**  
 PULLOUT



SIZE IN INCH

W 4, 6, 8"

D 20"

H 20, 22, 24"

SIZE IN MM

W 101, 152, 203

D 508

H 508, 559, 610

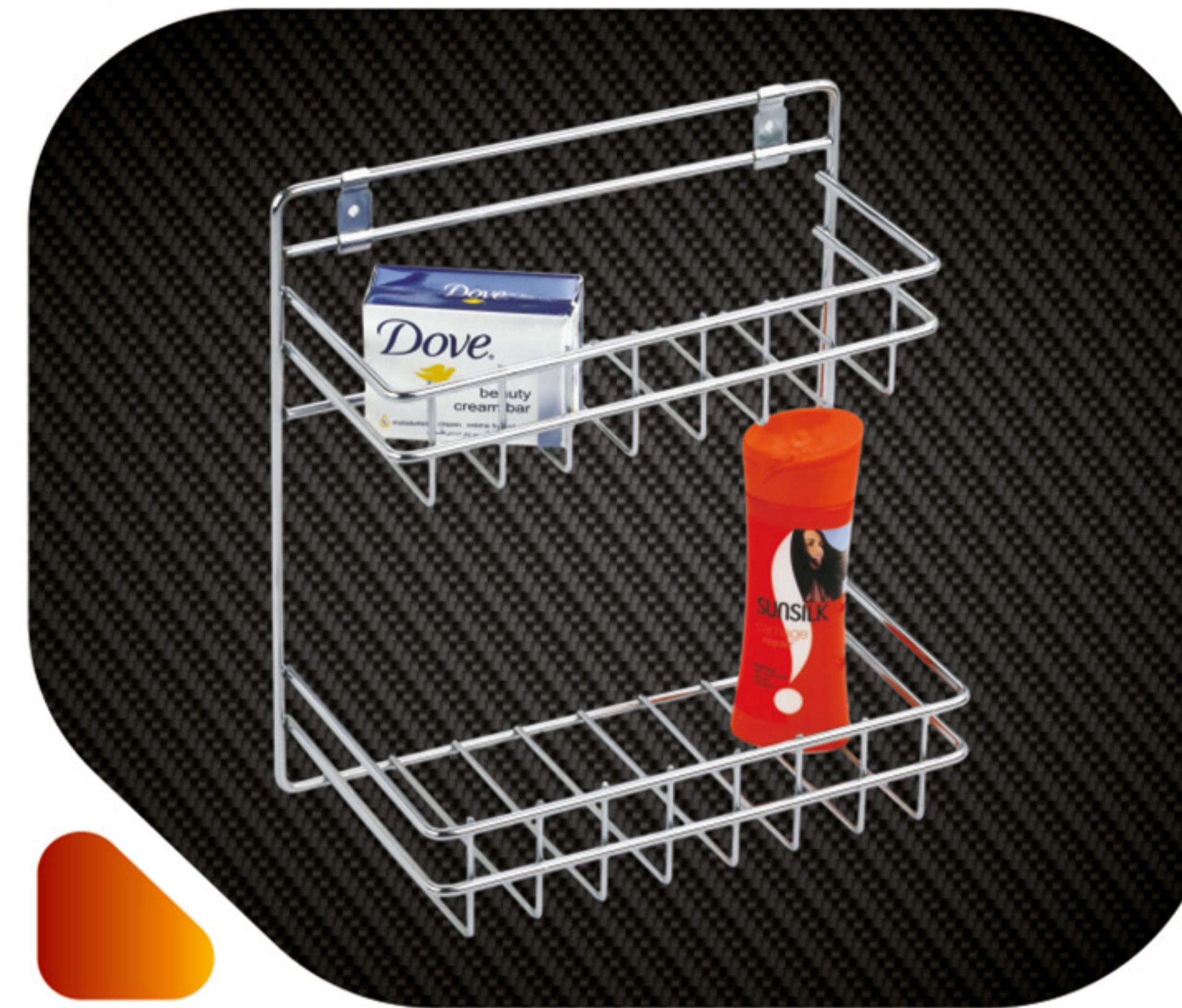




**BIN  
 HOLDER**



SIZE IN INCH    SIZE IN MM  
 10" X 6"        254 X 152



**DETERGENT  
 HOLDER**



SIZE IN INCH  
 4" + 6"  
 10"  
 11"


**GLASS  
 TRAY**

SIZE IN INCH

16", 18", 20", 22", 24", 26", 28", 30", 32", 34"

10"

2.5"



**FRUIT  
 BASKET**



**PLATE  
 TRAY**

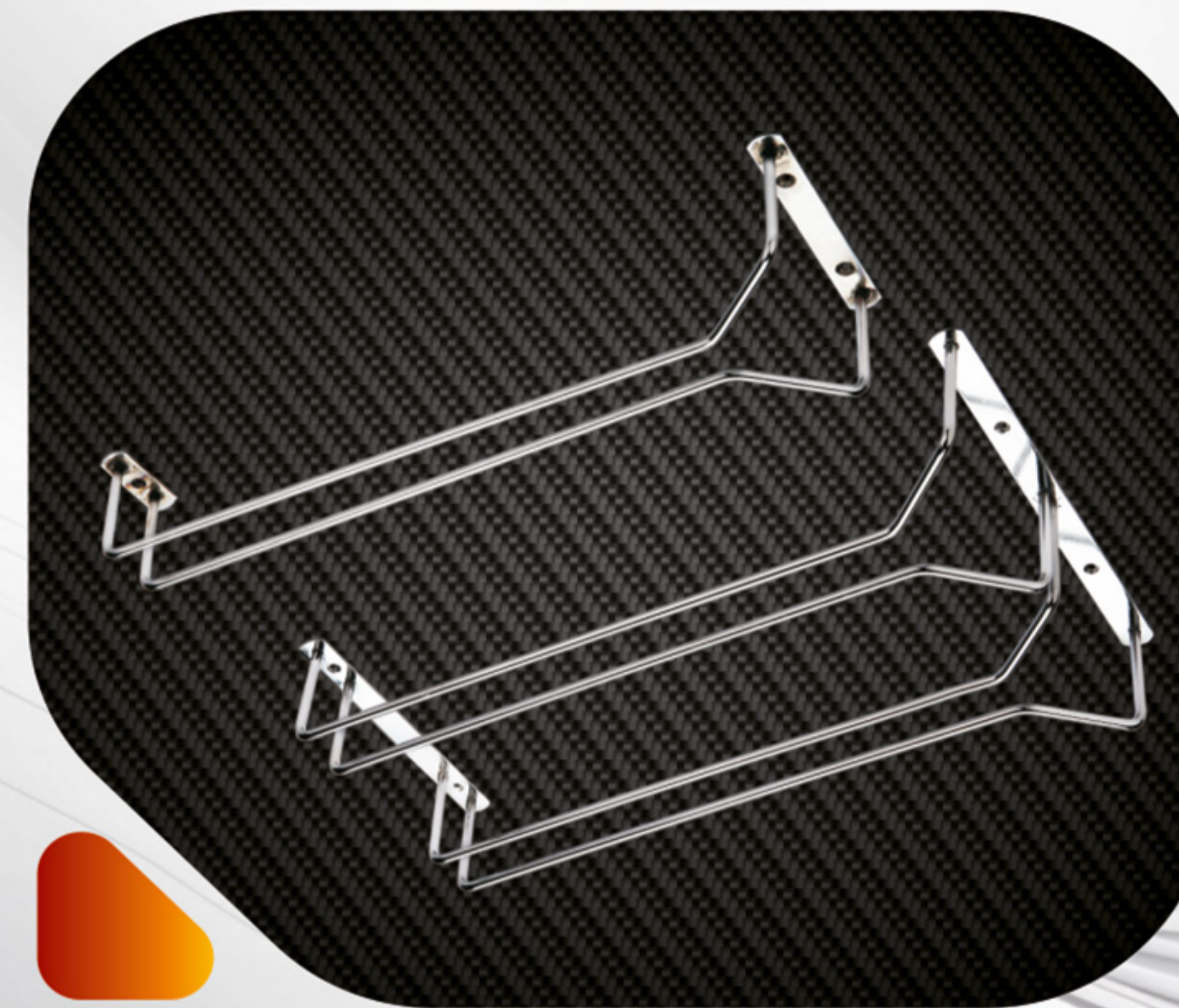


SIZE IN INCH

16", 18", 20", 22", 24", 26", 28", 30", 32", 34"

10"

3.5"



**SHOE  
 RACK**

SIZE IN INCH

12"

20"

24"



**WINE GLASS  
 SINGLE & DOUBLE**

**PERFUME  
 RACK**

SIZE IN INCH

12, 15, 16, 18"

4"

3.75"

SIZE IN MM

305, 380, 406, 457

101

95







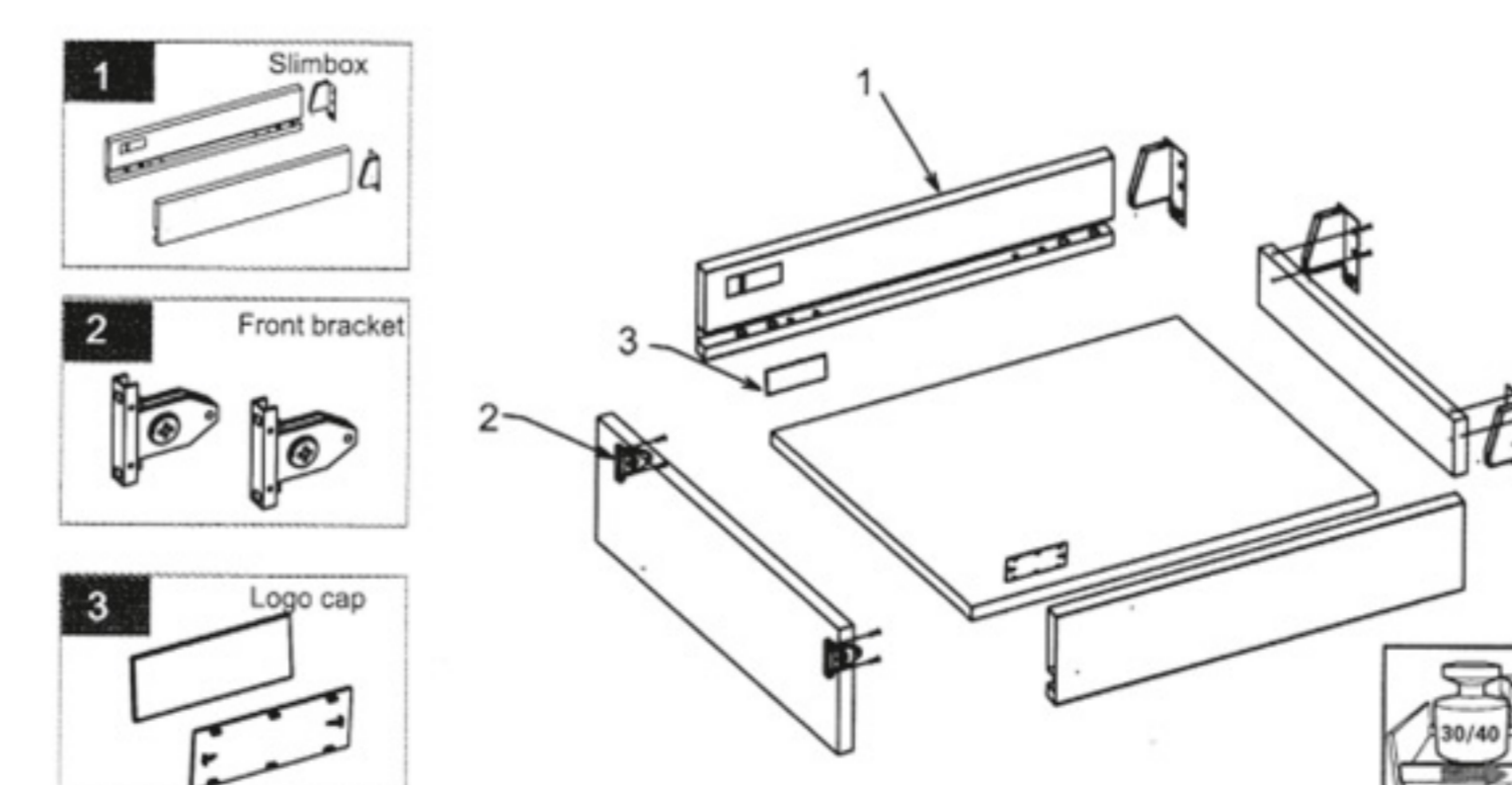
Make the  
**MOST**  
 of your  
**SPACE**

**TANDEM**  
 SLIM BOX

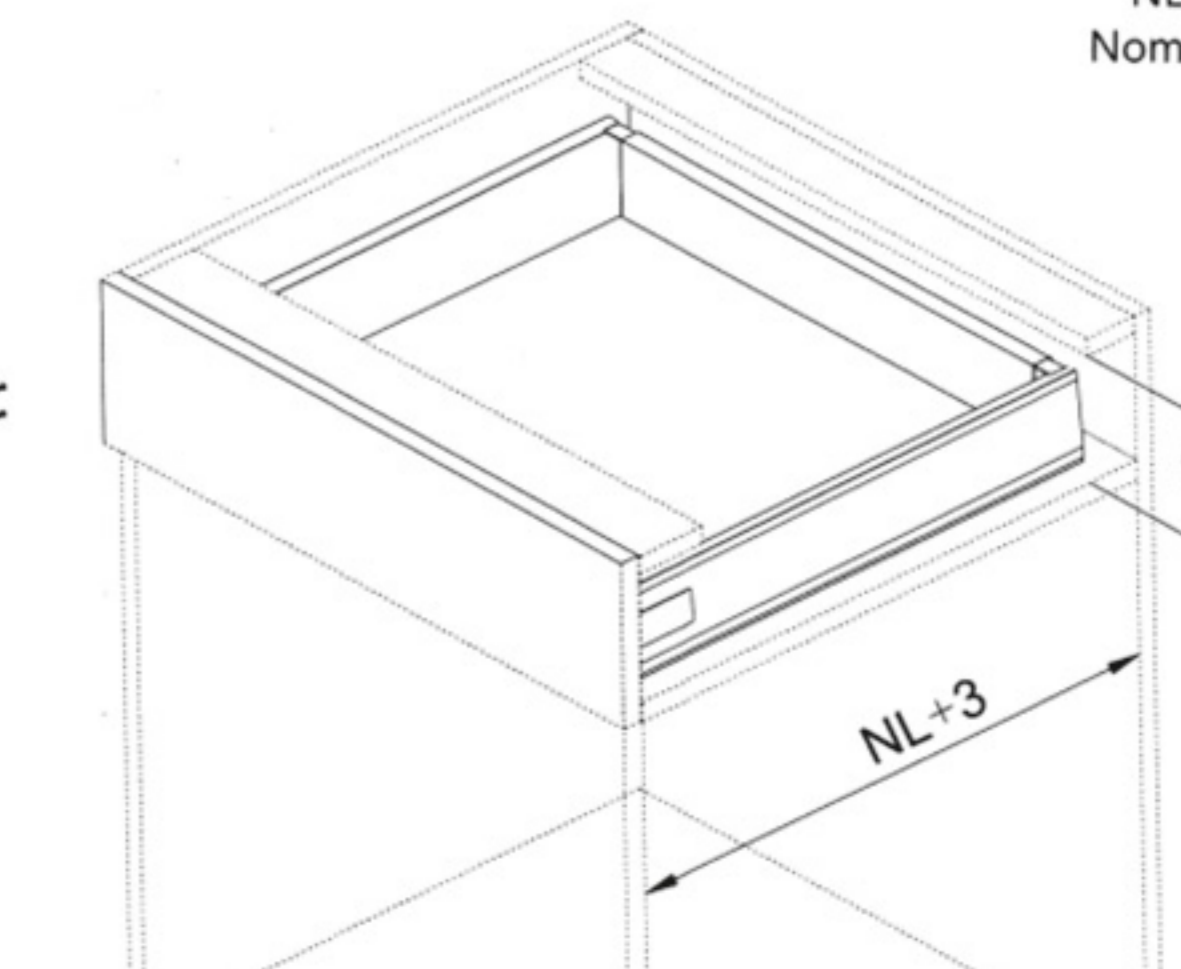
SIZE IN INCH    SIZE IN MM  
 16, 18, 20, 22"    400, 450, 500, 550  
 4, 6, 8, 10"    84, 116, 167, 199



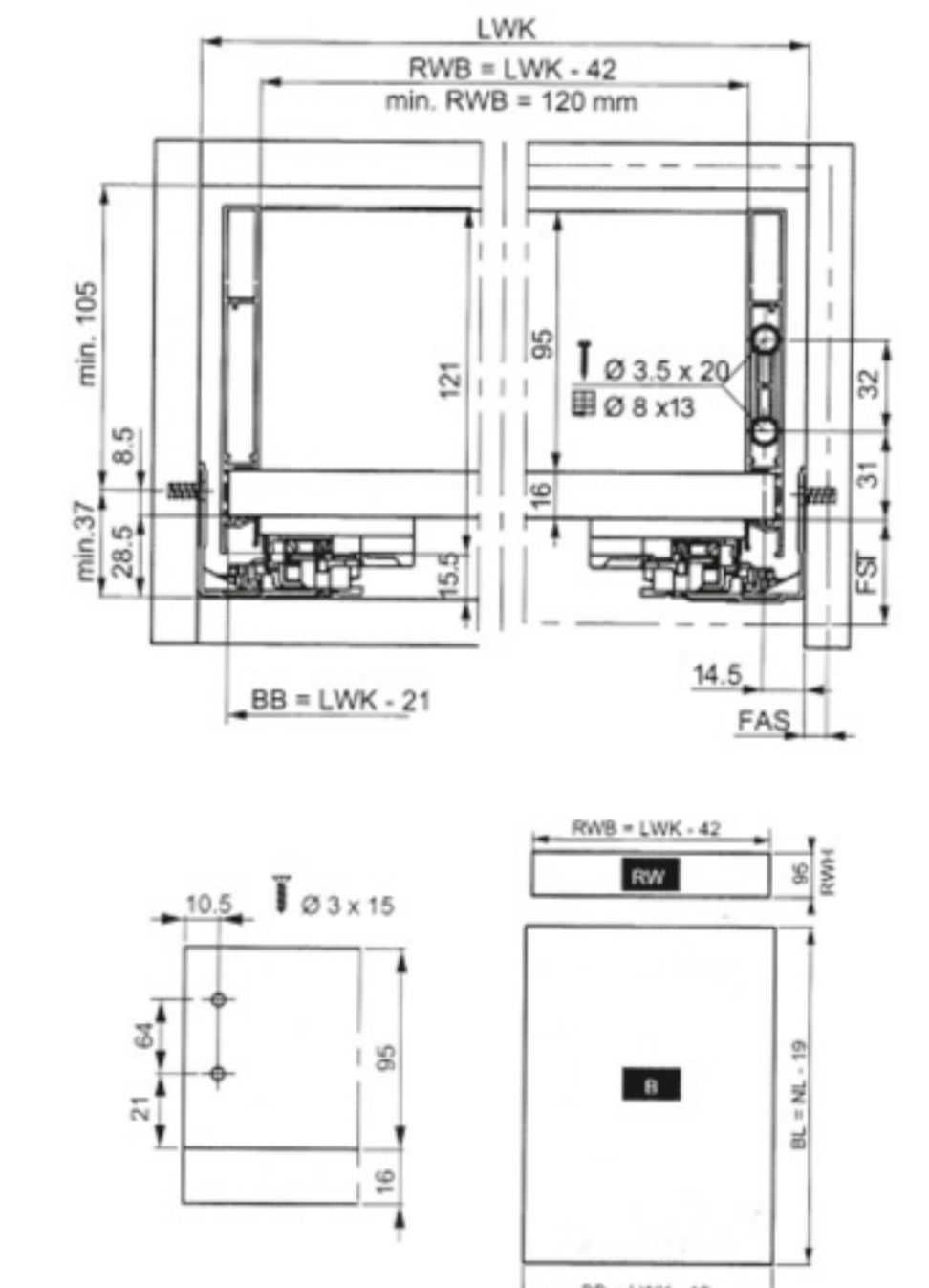
**INCLUDING FITTINGS**



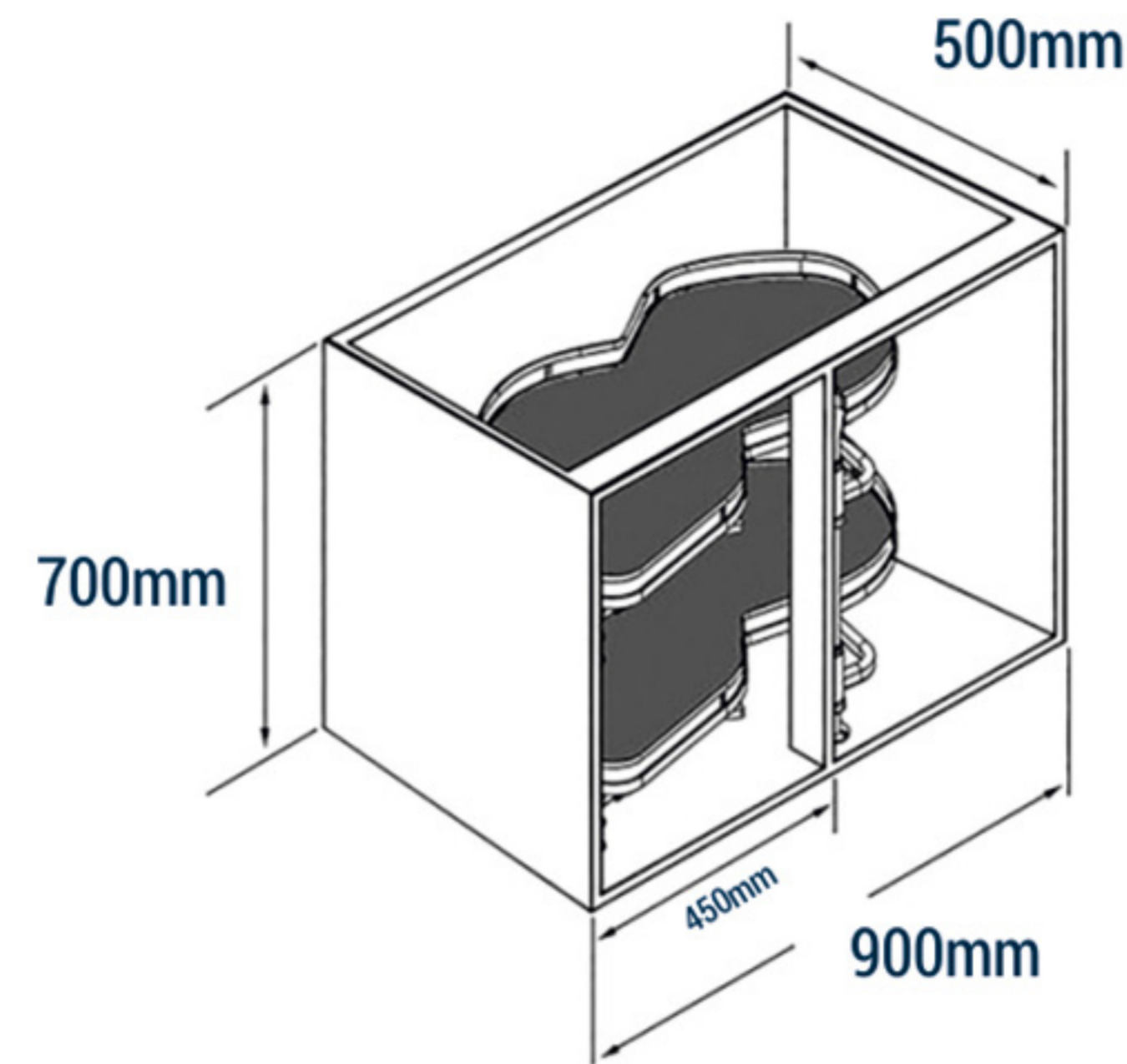
**SPACE REQUIREMENT**



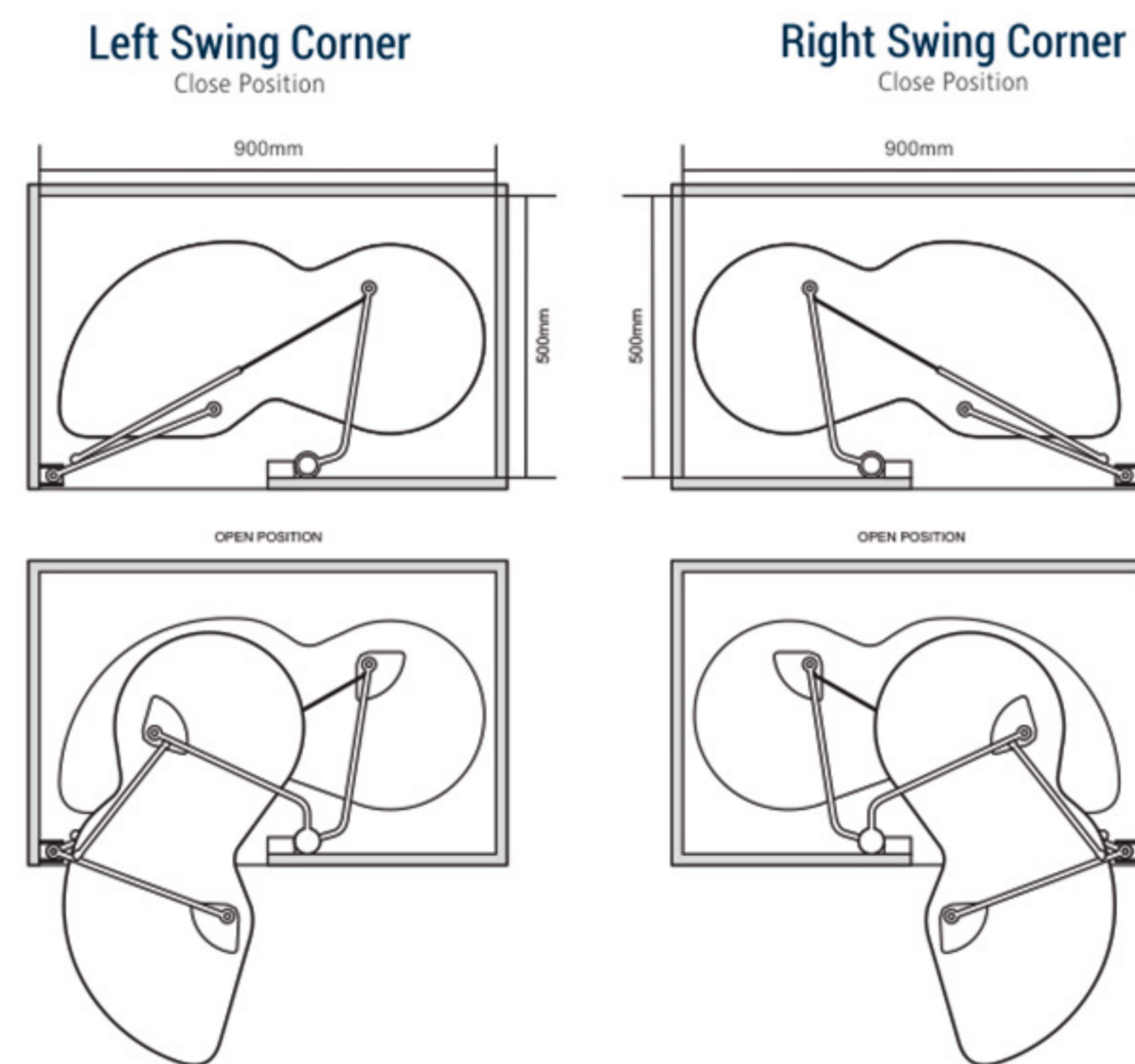
**DESIGN FOR USING EXCEL SERIES SLIDES**







Mounting Height Adjustable :  
 600mm / 700mm



**GLASS UNIVERSAL CORNER (SQUARE SOFT CLOSE) GREY**

SIZE IN INCH    SIZE IN MM  
 W 26"            W 660  
 D 19"            D 485  
 H 24"            H 610



- Specification:**
- » 2 Layers    » Finish : Grey Matt    » Convenient To Use
  - » Keeps Utensils Handy And Always Within Reach
  - » Easy To Clean    » Minimum Door Size 450 mm



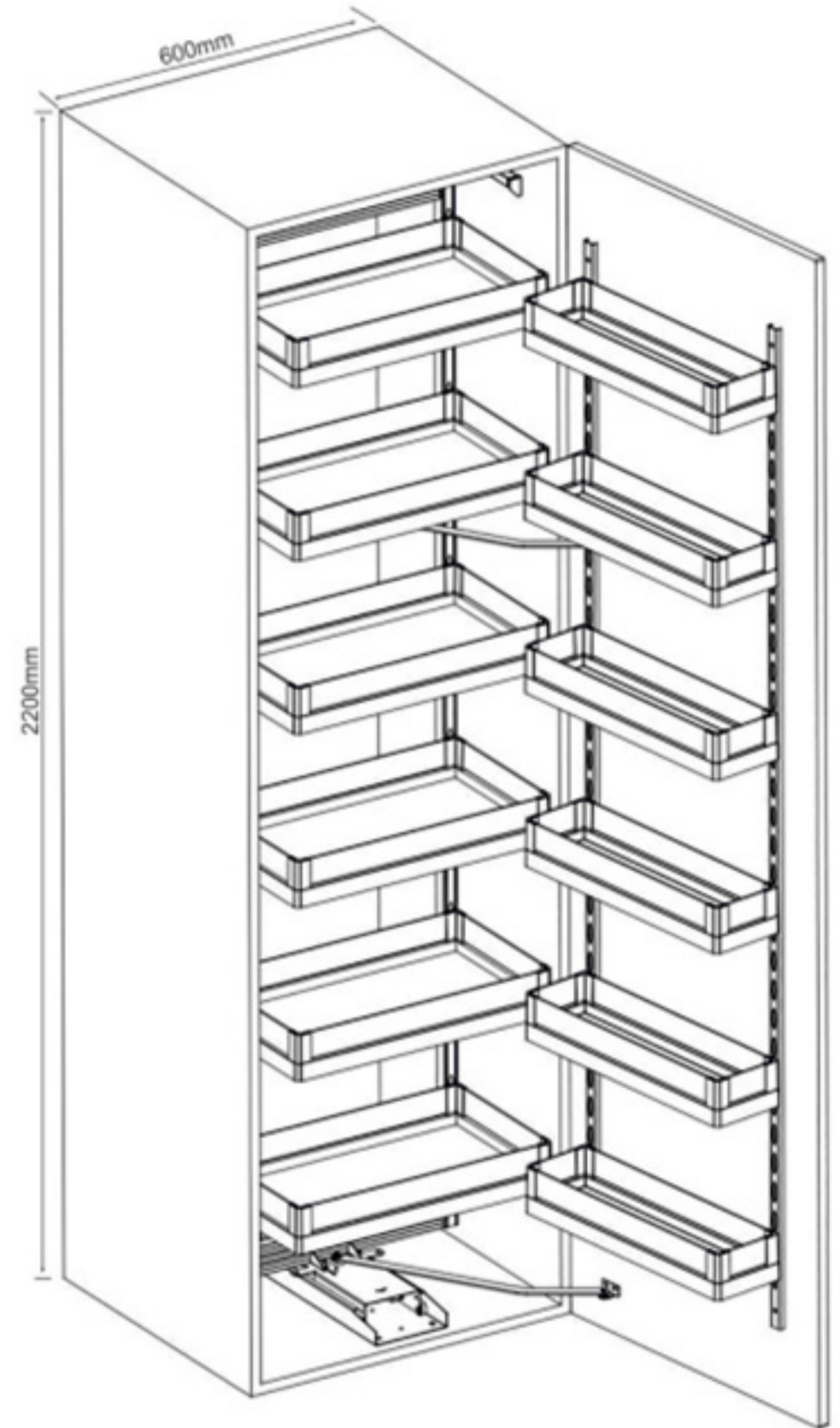
**GLAS TANDEM PANTRY UNIT SOFT CLOSE (GREY)**

SIZE IN MM  
 W 414, 564  
 D 480  
 H 1900

LAYERS:  
 6 Layers

WEIGHT CAPACITY:  
 6 Layers (50Kg.)

- SPECIFICATION:**
- » Finish : Grey
  - » Convenient To Use
  - » Keeps Utensils Handy and Always Within Reach
  - » Easy To Clean
  - » Minimum Cabinet Size 450 / 600 mm



**"S" CAROUSEL (LEFT/RIGHT) SOFT CLOSE (GREY)**

SIZE IN INCH    SIZE IN MM  
 W 31"            W 788  
 D 18"            D 466  
 H 24"            H 610



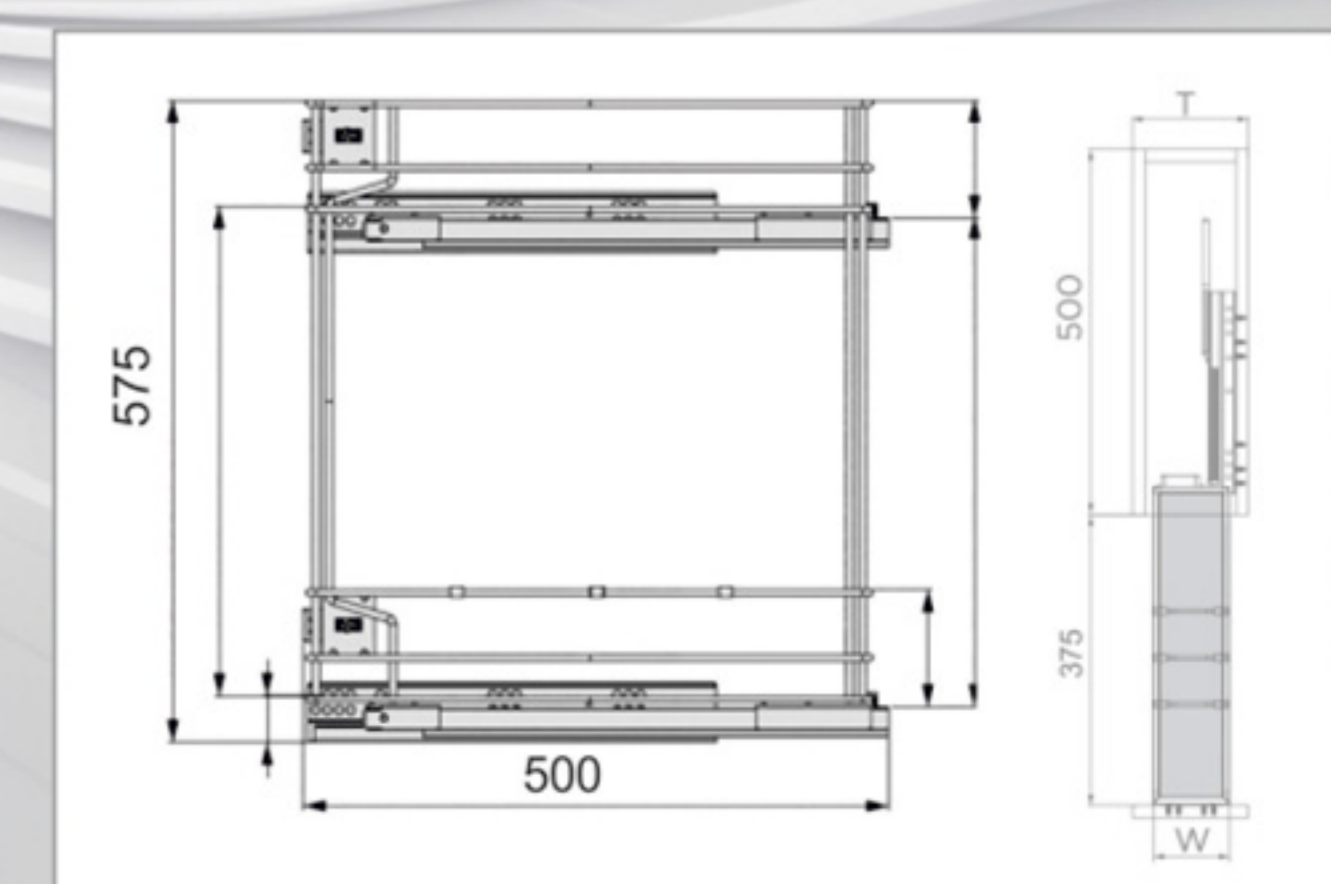
- Specification:**
- » 2 Layers
  - » Finish : Grey Matt
  - » Convenient To Use
  - » Keeps Utensils Handy And Always Within Reach
  - » Easy To Clean
  - » Minimum Door Size 450 mm



**GLASS PULL OUT SOFT CLOSE (GREY)**

SIZE IN MM  
 W 146, 199, 249  
 D 480  
 H 530

- Specification:**
- » Convenient To Use
  - » Keeps Utensils Handy and Always Within Reach
  - » Easy To Clean
  - » Outer Cabinet Size 200, 250, 300 mm







**PERFORATED**  
 DIST BIN (SMALL)



**PVC CUTLERY**  
 BOX (GRAY)

SIZE IN INCH	SIZE IN MM
15" TO 28"	435, 540, 630, 730
19"	485
2"	51



**PERFORATED**  
 DIST BIN (BIG)




**KITCHEN**  
 WICKER BASKET

SIZE IN MM

450, 600 (CABINET SIZE)
500
100, 150, 200



**PERFORATED**  
 DIST BIN  
 (FOOT OPERATED)



**TANDEM PARTITION**  
 ACCESSORIES  
 (CUP/PLATE/THALI)

SIZE IN INCH
16", 18", 20", 22", 24"
SIZE IN MM
406, 457, 508, 559, 609



**CLIP ON HINGES M. S. SOFT CLOSE**



Soft Close Hinges 0°



Soft Close Hinges 8°



Soft Close Hinges 16°

**CLIP ON HINGES SS SOFT CLOSE**



Soft Close Hinges 0°



Soft Close Hinges 8°



Soft Close Hinges 16°

**M.S. 3D HINGES SOFT CLOSE**



Soft Close Hinges 0°



Soft Close Hinges 8°



Soft Close Hinges 16°

**SS 3D HINGES SOFT CLOSE**



Soft Close Hinges 0°



Soft Close Hinges 8°




Soft Close Hinges 16°

**WARDROBE SLIDING FITTING**  
 (Side Screw & Top Screw)

**Specification:**

- » Material : Iron / Soft Closing
- » Nylon Wheel Integral Bearing
- » Maximum Door Weight 60 kg
- » Set for Two Doors



**HYDRAULIC GAS PUMP**

**Product Specification:**

- 9" Weight Capacity:**  
5kg, 10kg, 15kg, 20kg, 25kg
- 12" Weight Capacity:**  
10kg, 15kg, 20kg, 25kg, 30kg, 35kg







**PREMIUM CHANNEL**

- Specification:**
- » Available Length 10" to 24"
  - » Available in Zink & Black Finish
  - » Material Harden Cold Rolled Steel
  - » Loading Capacity up to 45kg/Pair
  - » Weight 70 Gram per Inch
  - » Suitable for all kind of Furniture

**Packing:**  
 15 Sets / Carton



**STAINLESS STEEL CHANNEL**

- Specification:**
- » Available Length 12" to 20"
  - » Material Stainless Steel Channel
  - » Rust Free SS Cage & SS Metal Balls
  - » Loading Capacity up to 40kg/Pair
  - » Weight 60 Gram per Inch
  - » Suitable for all kind of Furniture

**Packing:** 15 Sets / Carton



**SOFT CLOSE CHANNEL**

- Specification:**
- » Available Length 20"
  - » Available in Zink, Black Finish
  - » Material Harden Cold Rolled Steel
  - » Smooth & Silent Locking System
  - » Loading Capacity up to 45kg/Pair
  - » Suitable for all kind of Furniture

**Packing:** 15 Sets / Carton



**BED GAS PUMP**

- Features:**
- » Heavy Duty
  - » Size: 17 Inch
  - » Material: Metal
  - » Premium Quality Locking
  - » Colour : Black
  - » Load Capacity:  
 75, 100, 125, 150, 175, 200, 250 Kg.

**BED LIFTER**

- Features:**
- » Heavy Duty
  - » Size: 3 Feet, 4 Feet, 5 Feet
  - » Material: MS Metal
  - » Premium Quality 4mm & 5mm
  - » Colour : Black



# PROFILE

Handles



Carefully  
**CRAFTING**  
 Exceptional  
**KITCHENS**

# PROFILE

Handle



## P-1

SIZE IN INCH  
 6" TO 38"

FINISH  
 MATT BLACK, ROSE GOLD, C.P., GOLD,  
 SATIN, GREY, CHAINA BLACK



## P-2

SIZE IN INCH  
 6" TO 38"

FINISH  
 ROSE GOLD, MATT BLACK, C.P., GOLD,  
 GREY, SATIN, CHAINA BLACK



## P-3

BACK SCREW

SIZE IN INCH  
 6" TO 38"

FINISH  
 ROSE GOLD, GREY, SATIN, GOLD,  
 C.P., CHAINA BLACK, MATT BLACK



## P-5

SIZE IN INCH  
 6" TO 38"

FINISH  
 ROSE GOLD, GREY, SATIN, GOLD, C.P.,  
 CHAINA BLACK, MATT BLACK





**P-6** BACK SCREW

SIZE IN INCH  
 6" TO 38"

FINISH  
 ROSE GOLD, GREY, SATIN, GOLD, C.P.,  
 CHAINA BLACK, MATT BLACK



**P-13** BACK SCREW

SIZE IN INCH  
 6" TO 38"

FINISH  
 ROSE GOLD, GREY, SATIN, GOLD,  
 C.P., CHAINA BLACK, MATT BLACK



**P-7** BACK SCREW

SIZE IN INCH  
 6" TO 38"

FINISH  
 BLACK & GOLD, C. P. & BLACK



**DIAMOND** BACK SCREW

SIZE IN INCH  
 6" TO 38"

FINISH  
 ROSE GOLD, GOLD, GREY, MATT BLACK,  
 SATIN, C.P., CHAINA BLACK



**P-8** BACK SCREW

SIZE IN INCH  
 6" TO 38"

FINISH  
 ROSE GOLD, GREY, SATIN, GOLD,  
 C.P., CHAINA BLACK, MATT BLACK



**P-11** BACK SCREW

SIZE IN INCH  
 6" TO 38"

FINISH  
 ROSE GOLD, GREY, C.P., GOLD,  
 SATIN, CHAINA BLACK



**P-10** BACK SCREW

SIZE IN INCH  
 6" TO 38"

FINISH  
 ROSE GOLD, GREY, SATIN, GOLD, C.P.,  
 CHAINA BLACK, MATT BLACK





# CABINET Handle

ELEGANT  
 and  
 RELAXED



# CABINET Handle



## PH-01

SIZE IN INCH



4", 6", 8", 12", 18", 24", 30", 36", 48"

FINISH

BLACK, ROSE GOLD,  
 GREY, GOLD, SATIN

## PH-05

SIZE IN INCH

6", 8", 12", 18", 24", 30", 36", 48"



FINISH

BLACK, ROSE GOLD,  
 GREY, GOLD, SATIN



## PH-06

SIZE IN INCH



6", 8", 12", 18", 24", 30", 36", 48"

FINISH

ROSE GOLD, GREY,  
 SATIN, GOLD, BLACK



**PH-08**

SIZE IN INCH

6", 8", 12", 18", 24",  
 30", 36", 48"

FINISH

ROSE GOLD, GREY,  
 SATIN, GOLD, BLACK



**PH-10**

SIZE IN INCH

6", 8", 12", 18", 24",  
 30", 36", 48"

FINISH

ROSE GOLD, GREY,  
 SATIN, GOLD, BLACK



**PH-09**

SIZE IN INCH

6", 8", 12", 18", 24",  
 30", 36", 48"

FINISH

BLACK, ROSE GOLD,  
 GREY, GOLD, SATIN,



**PH-12**


SIZE IN INCH

4", 6", 8", 10" 12", 14"  
 16" 18", 20"

FINISH

BLACK, ROSE GOLD,  
 SATIN, C.P., GREY,





# IMPORTANT Notes

A series of horizontal dotted lines for taking notes, with a large, faint, light grey pyramid graphic overlaid on the right side of the page.



WE SUPPORT



Manufactured By:

**Pyramid**  
FURNITECH PVT. LTD.

Rajkot (Gujarat - INDIA)

